










































Flatware Identification Chart & Care Instructions

	Table/Dinner Spoon		Salad Serving Fork
	Table/Dinner Fork		Sauce/Gravy Ladle
	Table/Dinner Knife		Pastry/Cake Server
	Table/Dinner Knife Serrated		Carving Fork
	Dessert Spoon		Carving knife
	Salad/Dessert Fork		Iced Tea Spoon
	Salad/Dessert Knife		Sauce Spoon
	Bouillon Soup Spoon		Cake Knife
	Butter Spreader		Cheese Knife
	Butter Knife		Spaghetti Tong
	Tea/Coffee Spoon		Rice Spoon
	Demitasse Spoon		Sugar Tongs
	Steak Knife		Ice Tongs
	Fish Fork		Fruit Tong
	Fish Knife		Bread Tongs
	Cake Fork		Serving Pliers
	Oyster Fork		Vegetable Servers
	Long Soup Ladle		Asparagus Tongs
	Short Soup Ladle		
	Serving Spoon		
	Serving Fork		



When caring for your flatware set the most important thing is to immediately after use rinse or soak used flatware to remove food/residue. This is especially important with salts, oils & acidic foods. Never leave flatware overnight to clean.

MATERIAL	SUGGESTED CARE
STAINLESS STEEL	These can go into the dishwasher. Remember to load them handles down. Use a mild detergent, high temperature. Give a quick polish with a soft cloth once drying cycle has finished. Avoid “sanitizing” options that usually use chemicals such as chloride.
SILVER or GOLD PLATED	To be hand washed. Avoid soaking for a prolonged period, sponges or harsh detergents. Dry immediately with a soft cloth, and place in silver storage bags or silver cloth lined drawers. Polish with specifically made flatware polishes twice a year.
STERLING SILVER	This flatware will tarnish if not frequently used. Hand wash only in a mild detergent and dry thoroughly with a soft cloth. Store in appropriate silver storage and never mix with other metals. Only store after it has cooled. Polish as needed with specifically made flatware polish.
WOOD/ACRYLIC HANDLE	Manufacturers instructions may suggest these are dishwasher safe, however we would recommend Hand washing to prolong the lifetime of the cutlery.
PVD COATED	Hand wash in a mild detergent and dry immediately with a soft cloth. Never soak or use an abrasive scrubber/sponge. Always wash before first use.

If in doubt always hand wash with a mild chloride free detergent, dry with a clean soft cloth, keep separate from other flatware sets, and store appropriately. Never use abrasive cloths or polishes.